

THORN

Jupiter II

Compact, stylish and efficient T16 lighting in a range of versions for contemporary interiors



Jupiter II

The Jupiter II range of T16 lighting builds on the success of the original Jupiter range, offering designers and users even greater choice and flexibility

As well as new features such as upright control, 'SensaDigital' integrated intelligent lighting control technology and an extended choice of diffusers and louvres, Jupiter II is also configurable for surface or suspended use, can be installed singly, in continuous lines or in basic geometric configurations, and is available in a choice of grey or white.

Sustained photometric performance

Jupiter II maintains the Jupiter reputation for slim T16 design and superb photometric performance, further extending this through Thorn research and development.

Flexible mounting for easier specification

Jupiter II is available as either individual or system luminaires. The dedicated system versions allow easy electrical through wiring, along with various mechanical connection options, depending on the installation method to be used.

Optional infill modules, 90° corner, 'T' and 'X' junctions further increase the variety of combinations.

For further long-term flexibility and reduced cost of ownership, the luminaires now use a removable optic. Should lighting requirements change (perhaps when an office space is reallocated for storage) only the attachment needs to be changed, regardless of the mounting method.





Twin D/I version, white with uplight controller attachment

Choice

Jupiter II offers two body types, surface and suspended, in either white or grey.

The surface version has no upward light, two cable entry holes, and click fix holes for a spacer to be mounted to the back of the body. The body is then screw fixed to the ceiling and secured using horseshoe sliding washers, leaving hands free to make the electrical connection.

The suspended version includes a slot through the back of the body, allowing light to be directed upwards.

When the uplight controller, (available as an accessory) is inserted in the uplight slot, the light is controlled, thus illuminating the upper room surface in a more evenly balanced way.



Energy efficiency, operational flexibility

The exceptional optical design of Jupiter II, together with the efficiency of T16 lamps, produces low running costs

This is of key importance to building users from an economic and legislative viewpoint. Overall energy management can be further improved by using the HFD versions of Jupiter II with high-frequency digital dimmable DSI ballasts, along with other Thorn Lighting Controls products. SensaDigital enables you to link Jupiter II to daylight, infrared control and presence.

When installed in continuous lines, the efficiency of Jupiter II's MLS (Mini Louvre System) optics may produce light levels that exceed the target. The use of SensaDigital infills makes Jupiter II intelligent. The luminaire will maintain the specified illuminance level during the day, and can be operated by a simple infrared remote control. The SensaDigital detects presence within the pattern shown below, and can control up to four luminaires which should be within the detection zone of the sensa head. SensaDigital devices do not affect any planned maintenance schedules. For more information see the SensaLite brochure, or contact your local Thorn office.

As previously, the Jupiter range is available as standard with integral SelfTest emergency lighting of 3-hours duration.

Explorer SelfTest versions gives the user peace of mind and are easy to use...

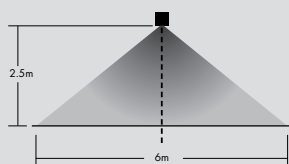
- Provide simple legislative compliance
- Intelligent stand alone solution (no central control system required)
- Self commissioning
- Perform a weekly function test when the space is unoccupied...
- Complete the annual duration test

Record keeping is made by walking around the building once a month and recording all the LEDs showing green. Repair any luminaires showing red/red flashing LEDs and record corrective actions. No individual record sheets are required for compliance.

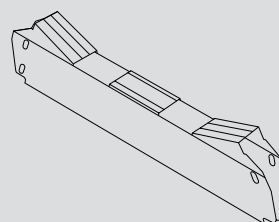
(For more details please contact your local Thorn office).



SensaDigital hand held controller



SensaDigital detection pattern



Mini Louvre System



Jupiter II Sensa infill

Lighting benefits

Jupiter II not only provides an attractive lighting feature in the working environment it also offers excellent performance, efficiency and quality



Saving space

Suspended luminaires with an upright component produce good results but can intrude into the workspace. This can be a problem in buildings where ceiling height is minimal.

The conventional response to this is the use of recessed or semi recessed luminaires. However, Jupiter II offers the

additional choice of close offset mounting the suspended fitting. This effectively lights all surfaces without creating pools of light on the ceiling thus giving a more balanced result. Jupiter II gives a good result when mounted approximately 150mm from the ceiling, using the suspended version with close offset rods and upright controller accessory.

Refined optical design

Jupiter II is available with either Mirrorbrite or Satinbrite aluminium louvres for good light control and compatibility with interior design. Diffuser attachments are an alternative, where a different visual style or use of space, may be required.



Three lamp surface version, white

Performance, efficiency and comfort



The aim of Thorn Lighting is to improve quality of life by lighting people and places

Supporting this mission is our PEC programme, through which we deliver efficient and reliable lighting and contribute to a healthy and comfortable environment.

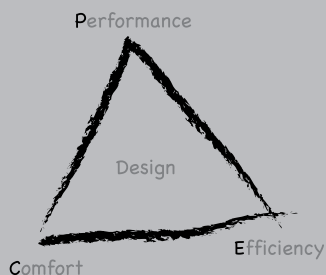
The PEC programme is based on the three main factors in a lighting installation which affect the quality of life and our natural environment:

Performance: Providing the best visual effectiveness

Efficiency: Minimising the use of energy

Comfort: Giving people satisfaction and stimulation

These principles are embodied in the way we design our products as well as individual lighting schemes. By addressing all three factors we can make a dramatic improvement in the quality of life.



Twin Mirrorbrite louvre, grey

Performance: providing the best visual effectiveness

Good visual effectiveness makes offices more productive. Jupiter II enhances the work environment through its unique combination of precision optics and T16 lamps delivering good light control and a high LOR. The result is efficient lighting schemes that meet task and uniformity requirements for all offices providing the right light level at the right place at the right time.

Efficiency: minimising the use of energy

Today's culture requires that good artificial lighting should be delivered in an efficient and sustainable way. Jupiter II responds by using T16 technology to achieve a high LOR. The result is optimum lighting using fewer luminaires, representing a saving in direct energy costs and maintenance. Additionally, high frequency dimming, SensaDigital intelligence and daylight linking using lighting controls, all increase the opportunities for energy saving solutions.

Comfort: respecting human requirements

Jupiter II luminaires are slim at just 43mm deep, to minimise intrusion into the workspace. Uplighting can be controlled to ensure that all surfaces are lit correctly. Asymmetric versions create a 'wall washing' effect which heightens the interest of users.



Asymmetric louvre, white



Single D/I versions, white with uplight controller attachment

Jupiter II range



Single Satinbrite louvre, white



Twin Satinbrite louvre, white



Single Mirrorbrite louvre, white



Twin Mirrorbrite louvre, grey



Asymmetric louvre, white



Single opal diffuser, grey



Single D/I version, grey, with Uplight Controller



Twin D/I version, white with Uplight Controller

- Ultra slim minimalist, aluminium, 43mm deep body
- Single or twin T16 lamps in surface and suspended (direct/indirect) versions.
- Wide range of louvre, asymmetric reflector and diffuser optics provides a flexible choice of lighting distributions
- The Mini Louvre System (MLS) is available in Mirrorbrite and Satinbrite aluminium versions offering excellent LOR performance and dimensional benefits
- Digital dimming versions are standard, with Explorer Project available on request
- Continuous line mounting options on all suspended versions (except 3 and 4 lamp versions). Junction components and dummy infill modules extend possible configurations. Intelligent lighting control SensaDigital infills are also available.
- Close offset mounting available

Lamps

⇒ 14-80W T16 (FDH) linear fluorescent. Cap G5.

Materials/Finish

Body: aluminium, white (close to RAL 9010) or grey (close to RAL 9006)

End caps: white or grey, polycarbonate plastic
Louvre: high reflective Mirrorbrite or Satinbrite aluminium
Diffuser: opal polycarbonate

Standards

Designed and manufactured to comply with EN60598.

Emergency versions EN605982.22

⊕ Class I electrical.
850°C Fire retardant
IK07 impact resistant.
IP20

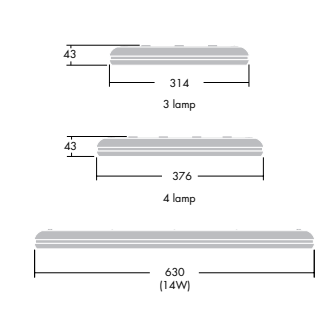
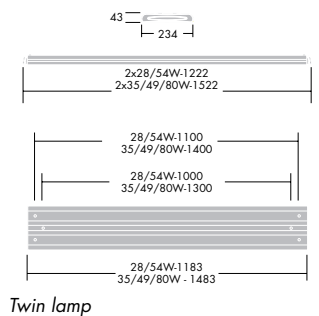
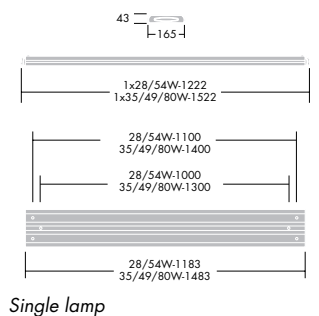
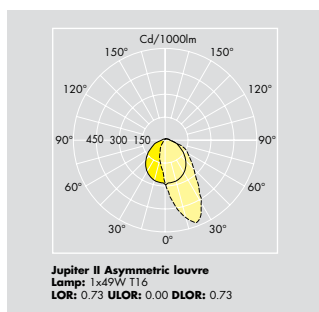
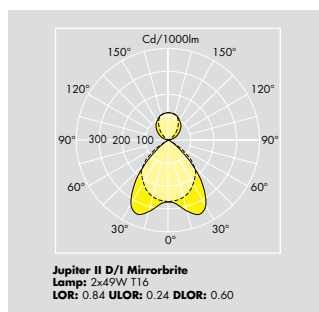
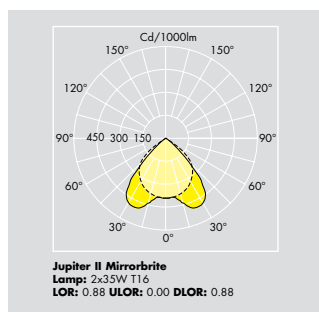
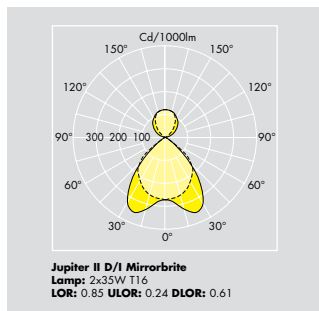
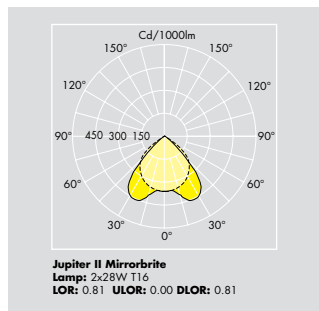
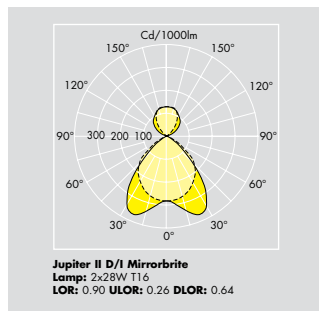
Specification

To specify state:

Slim single/twin 43mm T16 surface/suspended luminaire available in white or grey, with performance louvre, asymmetric reflector and diffuser optics, EN12464 compliance, mounted individually and continuous lines, with dimmable and emergency versions.

As Thorn Jupiter II.

Photometrics and dimensions



Installation/Mounting

Surface versions

Bodies are supplied with a spacer.

Direct fixing of the product to the surface via keyhole slots for 6mm Ø screws, and horseshoe sliding washers. Electrical connection via 2x13.5mm holes.



Suspended versions

Luminaires are mounted by single wire suspension kit (supplied)

Wire fixing centres are

28W = 1100mm

35/49/80W = 1400mm

Continuous line mounting

System versions are used for continuous line mounting. Use the corresponding connecting kit for mechanical connection. System bodies, infill and junction modules are pre-wired for through wiring.



Ordering Guide

Individual luminaires

Ordering Guide Lamp(s) to be ordered separately. For complete luminaire, order body and attachment (see page 13).

Description	Ilcos Code	Socket	Weight (Kg)	SAP Code White	SAP Code Grey
Surface bodies					
JUPITER 2 1X28W HF	FDH	G5	2.8	96232937	96233362
JUPITER 2 2X28W HF	FDH	G5	3.7	96232938	96233363
JUPITER 2 1X35W HF	FDH	G5	3.3	96232939	96233364
JUPITER 2 2X35W HF	FDH	G5	4.5	96232940	96233365
JUPITER 2 1X49W HF	FDH	G5	3.3	96232946	96233367
JUPITER 2 2X49W HF	FDH	G5	4.5	96232947	96233370
JUPITER 2 1X80W HF	FDH	G5	3.3	96232948	96233373
JUPITER 2 2X80W HF	FDH	G5	4.5	96232949	96233377
JUPITER 2 3X14W HF	FDH	G5	2.4	96232950	96233379
JUPITER 2 4X14W HF	FDH	G5	3	96232951	96233381
Surface Digital dimmable bodies					
JUPITER 2 1X28W HFD	FDH	G5	2.9	96232952	96233383
JUPITER 2 2X28W HFD	FDH	G5	3.8	96232953	96233384
JUPITER 2 1X35W HFD	FDH	G5	3.4	96232958	96233385
JUPITER 2 2X35W HFD	FDH	G5	4.6	96232959	96233386
JUPITER 2 1X49W HFD	FDH	G5	3.4	96232960	96233387
JUPITER 2 2X49W HFD	FDH	G5	4.6	96232961	96233388
JUPITER 2 1X80W HFD	FDH	G5	3.4	96232962	96233389
JUPITER 2 2x80W HFD	FDH	G5	4.6	96232963	96233390
Surface SelfTest Emergency bodies					
JUPITER 2 1X28W HF E3T	FDH	G5	3.9	96233321	96233571
JUPITER 2 2X28W HF E3T	FDH	G5	4.8	96233322	96233572
JUPITER 2 1X35W HF E3T	FDH	G5	4.4	96233323	96233573
JUPITER 2 2X35W HF E3T	FDH	G5	5.5	96233324	96233574
JUPITER 2 1X49W HF E3T	FDH	G5	4.4	96233325	96233575
JUPITER 2 2X49W HF E3T	FDH	G5	5.5	96233327	96233576
JUPITER 2 1X80W HF E3T	FDH	G5	4.4	96233327	96233577
JUPITER 2 2X80W HF E3T	FDH	G5	5.5	96233328	96233578
JUPITER 2 3X14W HF E3T	FDH	G5	3.4	96233331	96233579
JUPITER 2 4X14W HF E3T	FDH	G5	3.8	96233333	96233580
Surface SelfTest Emergency Digital dimmable bodies					
JUPITER 2 1X28W HFD E3T	FDH	G5	3.9	96232990	96233581
JUPITER 2 2X28W HFD E3T	FDH	G5	4.8	96232991	96233582
JUPITER 2 1X35W HFD E3T	FDH	G5	4.4	96232992	96233583
JUPITER 2 2X35W HFD E3T	FDH	G5	5.5	96232993	96233584
JUPITER 2 1X49W HFD E3T	FDH	G5	4.4	96232994	96233585
JUPITER 2 2X49W HFD E3T	FDH	G5	5.5	96232995	96233586
JUPITER 2 1X80W HFD E3T	FDH	G5	4.4	96232996	96233587
JUPITER 2 2X80W HFD E3T	FDH	G5	5.5	96232997	96233588

Description	Ilcos Code	Socket	Weight (Kg)	SAP Code White	SAP Code Grey
Suspended D/I bodies					
JUPITER 2 DI 1X28W HF	FDH	G5	2.7	96232966	96233446
JUPITER 2 DI 2X28W HF	FDH	G5	3.7	96232967	96233447
JUPITER 2 DI 1X35W HF	FDH	G5	3.3	96232941	96233448
JUPITER 2 DI 2X35W HF	FDH	G5	4.3	96232942	96233449
JUPITER 2 DI 1X49W HF	FDH	G5	3.3	96232968	96233450
JUPITER 2 DI 2X49W HF	FDH	G5	4.3	96232969	96233451
JUPITER 2 DI 1X80W HF	FDH	G5	3.3	96232970	96233452
JUPITER 2 DI 2X80W HF	FDH	G5	4.3	96232971	96233453
Suspended D/I Digital dimmable bodies					
JUPITER 2 DI 1X28W HFD	FDH	G5	2.8	96232972	96233454
JUPITER 2 DI 2X28W HFD	FDH	G5	3.8	96232973	96233455
JUPITER 2 DI 1X35W HFD	FDH	G5	3.4	96232975	96233459
JUPITER 2 DI 2X35W HFD	FDH	G5	4.4	96232974	96233462
JUPITER 2 DI 1X49W HFD	FDH	G5	3.4	96232976	96233465
JUPITER 2 DI 2X49W HFD	FDH	G5	4.4	96232977	96233469
JUPITER 2 DI 1X80W HFD	FDH	G5	3.4	96232978	96233470
JUPITER 2 DI 2X80W HFD	FDH	G5	4.4	96232979	96233473
Suspended D/I SelfTest Emergency bodies					
JUPITER 2 DI 1X28W HF E3T	FDH	G5	3.8	96233339	96233343
JUPITER 2 DI 2X28W HF E3T	FDH	G5	4.7	96233342	96233344
JUPITER 2 DI 1X35W HF E3T	FDH	G5	4.3	96233345	96233346
JUPITER 2 DI 2X35W HF E3T	FDH	G5	5.5	96233347	96233348
JUPITER 2 DI 1X49W HF E3T	FDH	G5	4.3	96233350	96233349
JUPITER 2 DI 2X49W HF E3T	FDH	G5	5.5	96233358	96233351
JUPITER 2 DI 1X80W HF E3T	FDH	G5	4.3	96233360	96233352
JUPITER 2 DI 2X80W HF E3T	FDH	G5	5.5	96233361	96233353
Suspended D/I SelfTest Emergency Digital dimmable bodies					
JUPITER 2 DI 1X28W HFD E3T	FDH	G5	3.8	96233008	96233354
JUPITER 2 DI 2X28W HFD E3T	FDH	G5	4.7	96233009	96233355
JUPITER 2 DI 1X35W HFD E3T	FDH	G5	4.3	96233010	96233356
JUPITER 2 DI 2X35W HFD E3T	FDH	G5	5.5	96233011	96233357
JUPITER 2 DI 1X49W HFD E3T	FDH	G5	4.3	96233012	96233359
JUPITER 2 DI 2X49W HFD E3T	FDH	G5	5.5	96233013	96233366
JUPITER 2 DI 1X80W HFD E3T	FDH	G5	4.3	96233014	96233368
JUPITER 2 DI 2X80W HFD E3T	FDH	G5	5.5	96233015	96233369
Asymmetric reflector complete luminaires					
JUPITER 2 1X54W HF RAS	FDH	G5	3	96233025	
JUPITER 2 1X49W HF RAS	FDH	G5	3.6	96233026	
JUPITER 2 1X80W HF RAS	FDH	G5	3.6	96233027	
JUPITER 2 1X54W HFD RAS	FDH	G5	3.1	96233028	
JUPITER 2 1X49W HFD RAS	FDH	G5	3.7	96233029	
JUPITER 2 1X80W HFD RAS	FDH	G5	3.7	96233030	

HF - High frequency, PC OP - Polycarbonate opal, HFD - High frequency DSI dimmable, RAS - Asymmetric louvre, DI - Direct/Indirect, DMB - Mirrorbrite louvre, DSB - Satinbrite louvre, E3T - 3-hour Emergency with SelfTest

System luminaires

Ordering Guide Lamp(s) to be ordered separately. For complete luminaire, order body and attachment (see page 13).



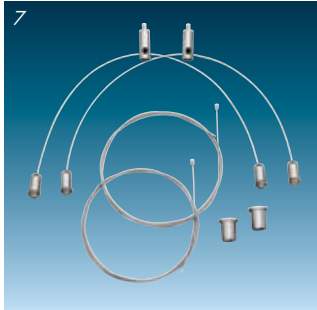
End caps, suspension kits, and connect kits to be ordered separately (see page 13).

Description	Ilcos Code	Socket	Weight (Kg)	SAP Code White	SAP Code Grey
Surface bodies					
JUPITER 2S 1X28W HF	FDH	G5	3.7	96233977	96234176
JUPITER 2S 2X28W HF	FDH	G5	4.6	96233978	96234175
JUPITER 2S 1X35W HF	FDH	G5	4.2	96233979	96234174
JUPITER 2S 2X35W HF	FDH	G5	5.3	96233980	96234173
JUPITER 2S 1X49W HF	FDH	G5	4.2	96233981	96234172
JUPITER 2S 2X49W HF	FDH	G5	5.3	96233982	96234171
JUPITER 2S 1X80W HF	FDH	G5	4.2	96233983	96234170
JUPITER 2S 2X80W HF	FDH	G5	5.3	96233984	96234169
Surface Digital dimmable bodies					
JUPITER 2S 1X28W HFD	FDH	G5	3.8	96233985	96234168
JUPITER 2S 2X28W HFD	FDH	G5	4.6	96233986	96234167
JUPITER 2S 1X35W HFD	FDH	G5	4.3	96233987	96234166
JUPITER 2S 2X35W HFD	FDH	G5	5.4	96233988	96234165
JUPITER 2S 1X49W HFD	FDH	G5	4.3	96233989	96234164
JUPITER 2S 2X49W HFD	FDH	G5	5.4	96233990	96234163
JUPITER 2S 1X80W HFD	FDH	G5	4.3	96233991	96234162
JUPITER 2S 2X80W HFD	FDH	G5	5.4	96233992	96234161
Surface SelfTest Emergency bodies					
JUPITER 2S 1X28W HF E3T	FDH	G5	3.9	96234009	96234144
JUPITER 2S 2X28W HF E3T	FDH	G5	4.8	96234010	96234143
JUPITER 2S 1X35W HF E3T	FDH	G5	4.4	96234011	96234142
JUPITER 2S 2X35W HF E3T	FDH	G5	5.5	96234012	96234141
JUPITER 2S 1X49W HF E3T	FDH	G5	4.4	96234013	96234140
JUPITER 2S 2X49W HF E3T	FDH	G5	5.5	96234014	96234139
JUPITER 2S 1X80W HF E3T	FDH	G5	4.4	96234015	96234138
JUPITER 2S 2X80W HF E3T	FDH	G5	5.5	96234016	96234137
Surface SelfTest Emergency Digital dimmable bodies					
JUPITER 2S 1X28W HFD E3T	FDH	G5	3.9	96234017	96234136
JUPITER 2S 2X28W HFD E3T	FDH	G5	4.8	96234018	96234135
JUPITER 2S 1X35W HFD E3T	FDH	G5	4.4	96234019	96234134
JUPITER 2S 2X35W HFD E3T	FDH	G5	5.5	96234020	96234133
JUPITER 2S 1X49W HFD E3T	FDH	G5	4.4	96234021	96234132
JUPITER 2S 2X49W HFD E3T	FDH	G5	5.5	96234022	96234131
JUPITER 2S 1X80W HFD E3T	FDH	G5	4.4	96234023	96234130
JUPITER 2S 2X80W HFD E3T	FDH	G5	5.5	96234024	96234129

Description	Ilcos Code	Socket	Weight (Kg)	SAP Code White	SAP Code Grey
Suspended D/I bodies					
JUPITER 2S DI 1X28W HF	FDH	G5	3.6	96234025	96234128
JUPITER 2S DI 2X28W HF	FDH	G5	4.4	96234026	96234127
JUPITER 2S DI 1X35W HF	FDH	G5	4.1	96234027	96234126
JUPITER 2S DI 2X35W HF	FDH	G5	5.2	96234028	96234125
JUPITER 2S DI 1X49W HF	FDH	G5	4.1	96234029	96234124
JUPITER 2S DI 2X49W HF	FDH	G5	5.2	96234030	96234123
JUPITER 2S DI 1X80W HF	FDH	G5	4.1	96234031	96234122
JUPITER 2S DI 2X80W HF	FDH	G5	5.2	96234035	96234121
Suspended D/I Digital dimmable bodies					
JUPITER 2S DI 1X28W HFD	FDH	G5	3.7	96234038	96234117
JUPITER 2S DI 2X28W HFD	FDH	G5	4.5	96234041	96234116
JUPITER 2S DI 1X35W HFD	FDH	G5	4.2	96234045	96234114
JUPITER 2S DI 2X35W HFD	FDH	G5	5.3	96234048	96234113
JUPITER 2S DI 1X49W HFD	FDH	G5	4.2	96234051	96234111
JUPITER 2S DI 2X49W HFD	FDH	G5	5.3	96234054	96234110
JUPITER 2S DI 1X80W HFD	FDH	G5	4.2	96234055	96234108
JUPITER 2S DI 2X80W HFD	FDH	G5	5.3	96234057	96234107
Suspended D/I SelfTest Emergency bodies					
JUPITER 2S DI 1X28W HF E3T	FDH	G5	3.8	96234104	96234079
JUPITER 2S DI 2X28W HF E3T	FDH	G5	4.7	96234106	96234078
JUPITER 2S DI 1X35W HF E3T	FDH	G5	4.3	96234109	96234076
JUPITER 2S DI 2X35W HF E3T	FDH	G5	5.5	96234112	96234075
JUPITER 2S DI 1X49W HF E3T	FDH	G5	4.3	96234115	96234073
JUPITER 2S DI 2X49W HF E3T	FDH	G5	5.5	96234118	96234072
JUPITER 2S DI 1X80W HF E3T	FDH	G5	4.3	96234119	96234070
JUPITER 2S DI 2X80W HF E3T	FDH	G5	5.5	96234120	96234069
Suspended D/I SelfTest Emergency Digital dimmable bodies					
JUPITER 2S DI 1X28W HFD E3T	FDH	G5	3.8	96234184	96234066
JUPITER 2S DI 2X28W HFD E3T	FDH	G5	4.7	96234183	96234065
JUPITER 2S DI 1X35W HFD E3T	FDH	G5	4.3	96234182	96234063
JUPITER 2S DI 2X35W HFD E3T	FDH	G5	5.5	96234181	96234062
JUPITER 2S DI 1X49W HFD E3T	FDH	G5	4.3	96234180	96234061
JUPITER 2S DI 2X49W HFD E3T	FDH	G5	5.5	96234179	96234059
JUPITER 2S DI 1X80W HFD E3T	FDH	G5	4.3	96234178	96234058
JUPITER 2S DI 2X80W HFD E3T	FDH	G5	5.5	96234177	96234056

HF - High frequency, PC OP - Polycarbonate opal, HFD - High frequency DSI dimmable, DI - Direct/Indirect, DMB - Mirrorbrite louvre, DSB - Satinbrite louvre, E3T - 3-hour Emergency with SelfTest

Accessories



1. 300mm infill
2. SensaDigital infill module
3. Single and twin end caps
4. 90° corner, white
5. T Junction, white
6. X Connector, white
7. Suspension kit
8. Connect kit
9. Parts for close offset
10. SensaDigital hand held controller

Ordering Guide

Description		SAP Code White	SAP Code Grey	Picture
JUPITER 2 INFILL 300mm x 165mm	Single	96233031	96233422	1
JUPITER 2 INFILL 300mm x 233mm	Twin	96233032	96233423	1
JUPITER 2 INFILL 450mm x 165mm	Single	96233033	96233424	
JUPITER 2 INFILL 450mm x 233mm	Twin	96233034	96233425	
JUPITER 2 INFILL 600mm x 165mm	Single	96233035	96233426	
JUPITER 2 INFILL 600mm x 233mm	Twin	96233036	96233427	
JUPITER 2 INFILL 900mm x 165mm	Single	96233037	96233428	
JUPITER 2 INFILL 900mm x 233mm	Twin	96233038	96233429	
JUPITER 2 INFILL 1200mm x 165mm	Single	96233039	96233430	
JUPITER 2 INFILL 1200mm x 233mm	Twin	96233040	96233431	
Sensa infill				
JUPITER 2 Sensa INFILL 300mm x 165mm	Single	96233401	96233432	2
JUPITER 2 Sensa INFILL 300mm x 233mm	Twin	96233403	96233433	2
End Caps				
JUPITER 2 165mm ENDCAP	Single	96233041	96233414	3
JUPITER 2 233mm ENDCAP	Twin	96233042	96233415	3
Junctions				
JUPITER 2 90 DEGREE CORNER 165mm	Single	96233043	96233416	4
JUPITER 2 90 DEGREE CORNER 233mm	Twin	96233044	96233417	4
JUPITER 2 T SHAPE 165mm	Single	96233404	96233418	5
JUPITER 2 T SHAPE 233mm	Twin	96233406	96233419	5
JUPITER 2 CROSS SHAPE 165mm	Single	96233407	96233420	6
JUPITER 2 CROSS SHAPE 233mm	Twin	96233408	96233421	6
Suspensions and connections				
JUPITER 2 MSW1*	Single wire	96233409	96233409	7
JUPITER 2 CONNECT KIT SINGLE LAMP	Single	96233740	96233742	8
JUPITER 2 CONNECT KIT TWIN LAMP	Twin	96233739	96233741	8
JUPITER 2 CLOSE OFFSET RODS		96233410	96233411	9
JUPITER 2 PENDANT RODS		96233412	96233413	

*MSW1 - suspension wire (used when joining suspended infill panels together)

Uplight controllers		SAP Code White	Picture
JUPITER 2 SINGLE LAMP 28/54 RPR KIT	SINGLE LAMP LUMINAIRE UPLIGHT CONTROLLER	96233744	
JUPITER 2 TWIN LAMP 28/54 RPR KIT	TWIN LAMP LUMINAIRE UPLIGHT CONTROLLER	96233743	
JUPITER 2 SINGLE LAMP 35/49 RPR KIT	SINGLE LAMP LUMINAIRE UPLIGHT CONTROLLER	96233746	
JUPITER 2 TWIN LAMP 35/49 RPR KIT	TWIN LAMP LUMINAIRE UPLIGHT CONTROLLER	96233745	
Sensa Accessories			
SENSA SENRC	SENSA DIGITAL HAND HELD CONTROLLER	96004175	10
SENSA SENP	SENSA DIGITAL PROGRAMMING TOOL	96004189	

Description	Weight (Kg)	SAP Code
Mirrorbrite louvres		
JUPITER 2 1X28 DMB	0.2	96233016
JUPITER 2 2X28 DMB	0.4	96232943
JUPITER 2 1X35/49/80 DMB	0.3	96232944
JUPITER 2 2X35/49/80 DMB	0.5	96232945
JUPITER 2 3X14 DMB	0.3	96233371
JUPITER 2 4X14 DMB	0.4	96233372
Satinbrite louvres		
JUPITER 2 1X28 DSB	0.2	96233017
JUPITER 2 2X28 DSB	0.4	96233018
JUPITER 2 1X35/49/80 DSB	0.3	96233019
JUPITER 2 2X35/49/80 DSB	0.5	96233020
JUPITER 2 3X14 DSB	0.3	96233374
JUPITER 2 4X14 DSB	0.4	96233375
Opal diffuser		
JUPITER 2 1X28 PC OP	0.2	96233021
JUPITER 2 2X28 PC OP	0.4	96233022
JUPITER 2 1X35/49/80 PC OP	0.3	96233023
JUPITER 2 2X35/49/80 PC OP	0.5	96233024
JUPITER 2 3X14 PC OP	0.3	96233376
JUPITER 2 4X14 PC OP	0.4	96233378

DMB - Mirrorbrite, DSB - Satinbrite, PC OP - Polycarbonate opal





THORN

Lighting people and places

Thorn Lighting Main Offices

Australia

Thorn Lighting Pty Limited
43 Newton Road, Wetherill Park
NSW 2164
Tel: (02) 8786 6000
Fax: (02) 9612 2700
E-mail: info@thornlight.com.au
Website: www.thornlighting.com.au

Austria

Thorn Licht GmbH
Donau-City-Straße 11,
1220 Wien, Austria
Tel: (43) 1 202 66 11
Fax: (43) 1 202 66 11 12
E-mail: office@thorn.at
Website: www.thornlighting.at

China

Thorn Lighting (Guangzhou) Operations Ltd,
No.12 Lian Yun Road, Eastern Section,
GETDD, Guangzhou 510530, China
Tel: (86) 20 3228 2706
Fax: (86) 20 3228 1777
E-mail: sales@thorn.com.cn

Thorn Lighting (Tianjin) Co. Ltd
332 Hongqi Road, Tianjin 300190,
China
Tel: (86) 22 8369 2303
Fax: (86) 22 8369 2302
E-mail: marketing@thornlight.com.cn

Czech Republic

Thorn Lighting CS spol. s.r.o.,
Na Březince 6/930, 150 00 Praha 5
Czech Republic
Tel: (420) 224 315 252
Fax: (420) 233 326 313
E-mail: thorn@thornlight.cz
Website: www.thornlighting.cz

Denmark

Thorn Lighting A/S
Albuen 44, 6000 Kolding, Denmark
Tel: (45) 7696 3600
Fax: (45) 7696 3601
E-mail: kundeservice@thornlight.dk
Website: www.thornlighting.dk

France

Thorn Europhane SA
156 Boulevard Haussmann,
Cedex 08, Paris 75379, France
Tel: (33) 1 49 53 6262
Fax: (33) 1 49 53 6240
Website: www.thornlighting.fr

Hong Kong

Thorn Lighting (Hong Kong) Limited
Unit 4301, Level 43, Tower 1,
Metroplaza, 223 Hing Fong Road,
Kwai Chung, N.T., Hong Kong
Tel: (852) 2578 4303
Fax: (852) 2887 0247
E-mail: info@thorn.com.hk

India

Thorn Lighting India Pvt. Ltd
RH-2 Nirav CHS, 636A, 90 Ft. D.P. Road,
Near Thakur Polytechnic
400 101 Mumbai, India
Tel: (91) 22285 41056
Fax: (91) 22285 1120
E-mail: international_sales@thornlight.com
Website: www.thornlighting.com

Ireland

Thorn Lighting (Ireland) Limited
320 Harold's Cross Road,
Dublin 6W, Ireland
Tel: (353) 1 4922 877
Fax: (353) 1 4922 724
E-mail: enq.dublin@thornlight.com
Website: www.thornlighting.co.uk

Italy

Thorn Europhane Spa
Via G Di Vittorio, 2, Cadriano di Granarolo,
Bologna 40057, Italy
Tel: (39) 051 763391
Fax: (39) 051 763088
E-mail: info@thornlighting.it
Website: www.thornlighting.it

New Zealand

Thorn Lighting (NZ) Ltd
399 Rosebank Road, P O Box 71134,
Rosebank, Auckland 7, New Zealand
Tel: (64) 9 828 7155
Fax: (64) 9 828 7591
E-mail: thorninfo@thornlight.co.nz
Website: www.thornlighting.co.nz

Norway

Thorn Lighting AS
Strømsveien 344, 1081 Oslo,
Norway
Tel: (47) 22 82 07 00
Fax: (47) 22 82 07 01
E-mail: info@thornlight.no
Website: www.thornlighting.no

Poland

Thorn Lighting Polska Sp.z.o.o.,
Ul. Gazowa 26A, Wrocław 50-513,
Poland
Tel: (48) 71 7833 740
Fax: (48) 71 3366 029
E-mail: thorn@thornlight.pl
Website: www.thornlighting.pl

Russia

Thorn Lighting
Novoslobodskaya Str., 21, office 406
Business Center "Novoslobodskaya 21",
Moscow 127030, Russia
Tel: (7) 495 981 35 41
Fax: (7) 495 981 35 42
E-mail: office.moscow@thorn.ru
Website: www.thorn.ru

Singapore

Thorn Lighting (Singapore) Pte Ltd
5 Kaki Bukit Crescent, 04-02 Koyotech
Building, 416238 Singapore
Tel: (65) 6844 5800
Fax: (65) 6745 7707
E-mail: info@thornlight.com.sg

Sweden

Thorn Lighting AB
Industrigatan, Box 305, SE-261 23
Landskrona, Sweden
Tel: (46) 418 520 00
Fax: (46) 418 265 74
E-mail: thorn@thornlight.se
Website: www.thornlighting.se

United Arab Emirates

Thorn Lighting Ltd Dubai
Al Shoala Building, Office 301,
Block E, Airport road, P.O. Box 1200,
Deira, Dubai, UAE
Tel: (971) 4 2940181
Fax: (971) 4 2948838
E-mail: thluae@emirates.net.ae
Website: www.thornlighting.com

Thorn Gulf LLC

Al Shoala Building, Office 301/2, Block E,
Airport road, P.O. Box 22672, Deira,
Dubai, UAE
Tel: (971) 4 2948938
Fax: (971) 4 2948838
E-mail: thorg@emirates.net.ae
Website: www.thornlighting.com

United Kingdom

Thorn Lighting Limited
Silver Screens, Elstree Way, Borehamwood,
Hertfordshire, WD6 1FE, UK
Tel: (44) 20 8732 9800
Fax: (44) 20 8732 9801
E-mail: brochures@thornlight.com

Thorn Olympics Sports Lighting Team

Tel: 07796 303176
E-mail: olympicsteamuk@thornlighting.com

International Sales

Thorn Lighting Limited
Silver Screens, Elstree Way, Borehamwood,
Hertfordshire, WD6 1FE, UK
Tel: (44) 20 8732 1915
Fax: (44) 20 8732 1911
E-mail: international_sales@thornlight.com
Website: www.thornlighting.com

www.thornlighting.com

Thorn Lighting is constantly developing and improving its products. All descriptions, illustrations, drawings and specifications in this publication present only general particulars and shall not form part of any contract. The right is reserved to change specifications without prior notification or public announcement. All goods supplied by the company are supplied subject to the company's General Conditions of Sale, a copy of which is available on request. All measurements are in millimetres and weights in kilograms unless otherwise stated.

Publication No: 391 (INT) Publication Date: 03/08