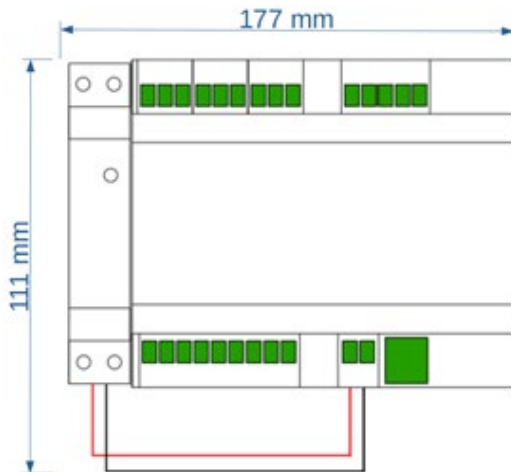




SENA DMX G2 CONTROLLER KIT

DMX controller for DIN rail mounting

Art. No. 96222780



Presentation

Stand-alone one universe DMX controller ready to use. Programmable with Nicolaudie ESA2 software. Supplied with USB cable. Can be completed with SENA DMX G2 RDM SPLITTER 4CH.

Technical datasheet available on www.thornlighting.com

The system needs to be powered up constantly due to potential risk of the internal clock delay.

One resistor 120 ohms is included, it must be mounted on the DMX end of line.

WARNING:

- DO NOT PERMANENTLY REMOVE THE NUT OR THE RUBBER OF CABLE GLANDS.
- THE PRODUCT MUST BE INSTALLED IN A VERTICAL OR HORIZONTAL POSITION WITH THE COVER / LABEL UPWARDS OR VERTICALLY. OTHER POSITIONS ARE NOT PERMITTED.

Product features



**to order apart*

Pos.	Description
1	SENA DMX G2 POWER SUPPLY
2	SENA DMX G2 CONTROLLER
3	* SENA DMX G2 RDM SPLITTER 4CH (Article number 96222781)

Technical Data

Parameters	Value
Input Voltage	110 / 230 V AC – 50 / 60 Hz
Input power	< 15 W
DMX 512 Port	1 output (if no use of splitter option) 4 outputs (with use of splitter option)
Connections	Screw connectors for cable 2,5mm ² maxi
Dimensions	207 x 111 x 100 mm
Weight	380 g
SENA DMX G2 POWER SUPPLY - Operating temperature	-30...+50°C
SENA DMX G2 CONTROLLER – Operating temperature	0...+40°C
SENA DMX G2 RDM SPLITTER 4CH – Operating temperature	-40...+50°C




SENA DMX G2 CONTROLLER KIT

DMX controller for DIN rail mounting

Art. No. 96222780

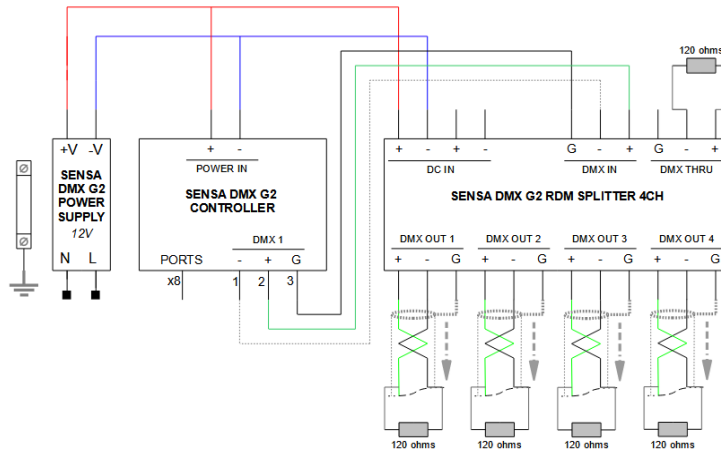


DMX Controller Connectors



Pos.	Description
1	DMX output connector
2	Not used
3	Connectors for scene selection
4	Scene number and error number display
5	Scene tester switch
6	USB-C configuration connector
7	Ethernet RJ-45
8	9-15V DC power supply input
9	Dry contact input x8

Schematics



Example with SENA DMX G2 RDM SPLITTER 4CH (Article number 96222781) that must be rotated to ease the cabling (order apart)

Pre-assigned scenes (RGBW 4CH fixtures)

Pos.	Scenario
1	Off
2	Slow change of colors
3	Red
4	Yellow
5	Green
6	Cyan
7	Blue
8	White



SENA DMX G2 CONTROLLER KIT

DMX controller for DIN rail mounting

Art. No. 96222780



Warnings

Electrical Installation and General Use:

- Ensure that the electrical installation complies with current standards and is carried out by a qualified professional.
- Follow the installation manual instructions carefully.
- The manufacturer cannot be held responsible for damages resulting from non-compliant installation or use.

II. General Safety Guidelines and Environmental Use:

- Do not use during a thunderstorm.
- Do not connect your product while it is powered.
- Avoid performing maintenance operations, as this may void the warranty.
- Avoid contact with the equipment in humid conditions.
- Avoid disassembling or modifying the equipment.
- Do not use the equipment if it shows signs of damage.
- Avoid using damaged cables or accessories.
- Avoid transporting, covering, or cleaning the device while it is powered.

III. Electrical Installation and Connection:

- Ensure electrical protection is compliant with current standards.
- Read this technical sheet carefully to be informed about all electrical characteristics and use the equipment for its intended application.
- Install the equipment to prevent any risk of physical injury or other damage that may be caused by direct or indirect contact with people or animals.
- Check the supply voltage indicated in the documentation.
- Protect the device from dust, dirt, rain, humidity, and liquids.
- Use non-abrasive cleaning products.
- Shield the device from powerful magnetic fields.
- Place the device in secure environments, avoiding any tripping hazards with cables.
- Adhere to the specified operating temperature indicated in the documentation.